

Machine Vision

Deep Learning — Unit 4

Dr. Jon Krohn

`jon@untapt.com`

Slides available at `jonkrohn.com/talks`

July 28th, 2018

ConvNets

LeNet-5

AlexNet

Transfer
Learning

Project
Formulation

Up Next

- 1 Intro to Convolutional Neural Networks
- 2 Classic ConvNet Architecture I: LeNet-5
- 3 Classic ConvNet Architecture II: AlexNet
- 4 Transfer Learning
- 5 Deep Learning Project II: Formulating
- 6 Next Session

ConvNets

LeNet-5

AlexNet

Transfer
Learning

Project
Formulation

Up Next

- 1 Intro to Convolutional Neural Networks
- 2 Classic ConvNet Architecture I: LeNet-5
- 3 Classic ConvNet Architecture II: AlexNet
- 4 Transfer Learning
- 5 Deep Learning Project II: Formulating
- 6 Next Session

ConvNets

LeNet-5

AlexNet

Transfer
Learning

Project
Formulation

Up Next

Outline

- 1 Intro to Convolutional Neural Networks
- 2 Classic ConvNet Architecture I: LeNet-5
- 3 Classic ConvNet Architecture II: AlexNet
- 4 Transfer Learning
- 5 Deep Learning Project II: Formulating
- 6 Next Session

ConvNets

LeNet-5

AlexNet

Transfer
Learning

Project
Formulation

Up Next

- 1 Intro to Convolutional Neural Networks
- 2 Classic ConvNet Architecture I: LeNet-5
- 3 Classic ConvNet Architecture II: AlexNet
- 4 Transfer Learning
- 5 Deep Learning Project II: Formulating
- 6 Next Session

ConvNets

LeNet-5

AlexNet

Transfer
Learning

Project
Formulation

Up Next

- 1 Intro to Convolutional Neural Networks
- 2 Classic ConvNet Architecture I: LeNet-5
- 3 Classic ConvNet Architecture II: AlexNet
- 4 Transfer Learning
- 5 Deep Learning Project II: Formulating
- 6 Next Session

ConvNets

LeNet-5

AlexNet

Transfer
Learning

Project
Formulation

Up Next

- 1 Intro to Convolutional Neural Networks
- 2 Classic ConvNet Architecture I: LeNet-5
- 3 Classic ConvNet Architecture II: AlexNet
- 4 Transfer Learning
- 5 Deep Learning Project II: Formulating
- 6 Next Session

ConvNets

LeNet-5

AlexNet

Transfer
Learning

Project
Formulation

Up Next

- 1 Intro to Convolutional Neural Networks
- 2 Classic ConvNet Architecture I: LeNet-5
- 3 Classic ConvNet Architecture II: AlexNet
- 4 Transfer Learning
- 5 Deep Learning Project II: Formulating
- 6 Next Session

ConvNets

LeNet-5

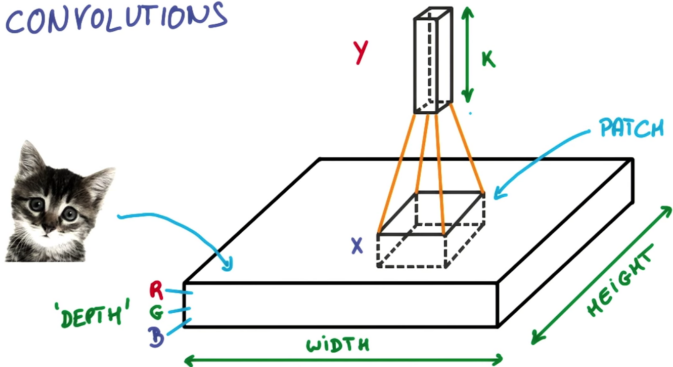
AlexNet

Transfer
Learning

Project
Formulation

Up Next

CONVOLUTIONS



DeepVis

ConvNets

LeNet-5

AlexNet

Transfer
Learning

Project
Formulation

Up Next

[deepvis]

Convolution Demo

from the illustrious [Andrej Karpathy]
(*everyone* gets a turn on whiteboard)

ConvNets

LeNet-5

AlexNet

Transfer
Learning

Project
Formulation

Up Next

Outline

- 1 Intro to Convolutional Neural Networks
- 2 Classic ConvNet Architecture I: LeNet-5**
- 3 Classic ConvNet Architecture II: AlexNet
- 4 Transfer Learning
- 5 Deep Learning Project II: Formulating
- 6 Next Session

LeNet-5

ConvNets

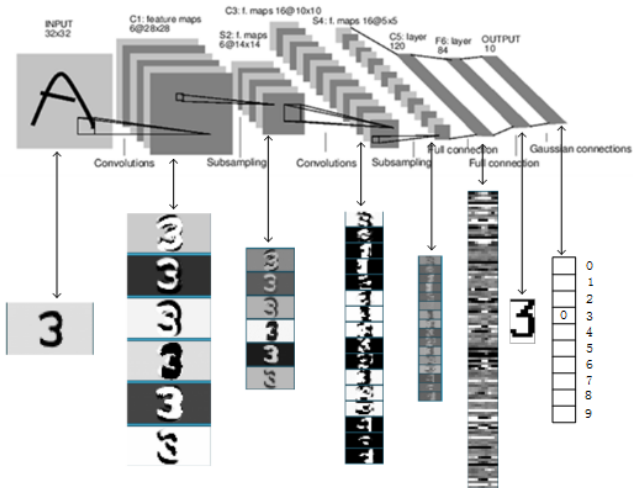
LeNet-5

AlexNet

Transfer
Learning

Project
Formulation

Up Next



let's make our [deep net] *convolutional!*

ConvNets

LeNet-5

AlexNet

Transfer
Learning

Project
Formulation

Up Next

Outline

- 1 Intro to Convolutional Neural Networks
- 2 Classic ConvNet Architecture I: LeNet-5
- 3 Classic ConvNet Architecture II: AlexNet**
- 4 Transfer Learning
- 5 Deep Learning Project II: Formulating
- 6 Next Session

AlexNet

ConvNets

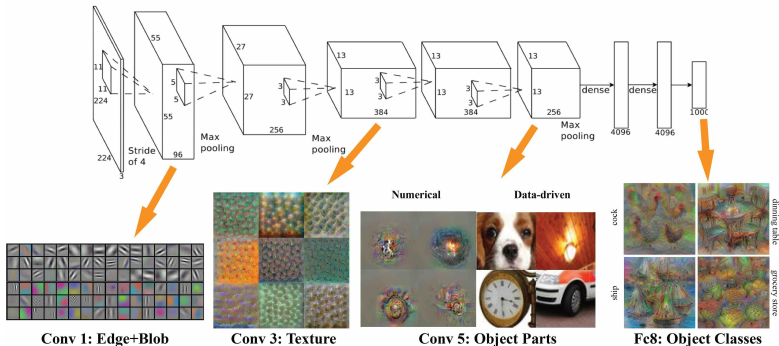
LeNet-5

AlexNet

Transfer
Learning

Project
Formulation

Up Next



[AlexNet] from scratch

VGGNet (Simonyan & Zisserman, 2014)

Take-Home Exercise III

- build VGGNet from AlexNet notebook
- be able to verbalize all Arsenal (Theory I-IV) items

VGGNet (Simonyan & Zisserman, 2014)

Take-Home Exercise III

- build VGGNet from AlexNet notebook
- be able to verbalize all Arsenal (Theory I-IV) items

ConvNets

LeNet-5

AlexNet

Transfer
Learning

Project
Formulation

Up Next

Outline

- 1 Intro to Convolutional Neural Networks
- 2 Classic ConvNet Architecture I: LeNet-5
- 3 Classic ConvNet Architecture II: AlexNet
- 4 Transfer Learning**
- 5 Deep Learning Project II: Formulating
- 6 Next Session

ConvNets

LeNet-5

AlexNet

Transfer
Learning

Project
Formulation

Up Next

- [toy example]
- [pre-trained model weights in Keras]
- [beefy bottleneck features example]

ConvNets

LeNet-5

AlexNet

Transfer
Learning

Project
Formulation

Up Next

- [toy example]
- [pre-trained model weights in Keras]
- [beefy bottleneck features example]

ConvNets

LeNet-5

AlexNet

Transfer
Learning

Project
Formulation

Up Next

- [toy example]
- [pre-trained model weights in Keras]
- [beefy bottleneck features example]

Outline

ConvNets

LeNet-5

AlexNet

Transfer
Learning

Project
Formulation

Up Next

- 1 Intro to Convolutional Neural Networks
- 2 Classic ConvNet Architecture I: LeNet-5
- 3 Classic ConvNet Architecture II: AlexNet
- 4 Transfer Learning
- 5 Deep Learning Project II: Formulating**
- 6 Next Session

ConvNets

LeNet-5

AlexNet

Transfer
Learning

Project
Formulation

Up Next

Formulating

Your Deep Learning Project II



Formulating

Your Deep Learning Project II

- 1 split your data
 - training set (80% — for optimizing parameters)
 - validation set (10% — for hyperparameters)
 - test set (10% — don't touch yet!)
- 2 build architecture
 - if machine vision (incl. transfer learning), *now*
 - if NLP, wait until next session
- 3 get above chance (simplifying problem, if necessary)

Formulating

Your Deep Learning Project II

- 1 split your data
 - training set (80% — for optimizing parameters)
 - validation set (10% — for hyperparameters)
 - test set (10% — don't touch yet!)
- 2 build architecture
 - if machine vision (incl. transfer learning), *now*
 - if NLP, wait until next session
- 3 get above chance (simplifying problem, if necessary)

Formulating

Your Deep Learning Project II

- 1 split your data
 - training set (80% — for optimizing parameters)
 - validation set (10% — for hyperparameters)
 - test set (10% — don't touch yet!)
- 2 build architecture
 - if machine vision (incl. transfer learning), *now*
 - if NLP, wait until next session
- 3 get above chance (simplifying problem, if necessary)

Formulating

Your Deep Learning Project II

- 1 split your data
 - training set (80% — for optimizing parameters)
 - validation set (10% — for hyperparameters)
 - test set (10% — don't touch yet!)
- 2 build architecture
 - if machine vision (incl. transfer learning), *now*
 - if NLP, wait until next session
- 3 get above chance (simplifying problem, if necessary)

Formulating

Your Deep Learning Project II

- 1 split your data
 - training set (80% — for optimizing parameters)
 - validation set (10% — for hyperparameters)
 - test set (10% — don't touch yet!)
- 2 build architecture
 - if machine vision (incl. transfer learning), *now*
 - if NLP, wait until next session
- 3 get above chance (simplifying problem, if necessary)

Formulating

Your Deep Learning Project II

- 1 split your data
 - training set (80% — for optimizing parameters)
 - validation set (10% — for hyperparameters)
 - test set (10% — don't touch yet!)
- 2 build architecture
 - if machine vision (incl. transfer learning), *now*
 - if NLP, wait until next session
- 3 get above chance (simplifying problem, if necessary)

Formulating

Your Deep Learning Project II

- 1 split your data
 - training set (80% — for optimizing parameters)
 - validation set (10% — for hyperparameters)
 - test set (10% — don't touch yet!)
- 2 build architecture
 - if machine vision (incl. transfer learning), *now*
 - if NLP, wait until next session
- 3 get above chance (simplifying problem, if necessary)

Formulating

Your Deep Learning Project II

- 1 split your data
 - training set (80% — for optimizing parameters)
 - validation set (10% — for hyperparameters)
 - test set (10% — don't touch yet!)
- 2 build architecture
 - if machine vision (incl. transfer learning), *now*
 - if NLP, wait until next session
- 3 get above chance (simplifying problem, if necessary)

Outline

ConvNets

LeNet-5

AlexNet

Transfer
Learning

Project
Formulation

Up Next

- 1 Intro to Convolutional Neural Networks
- 2 Classic ConvNet Architecture I: LeNet-5
- 3 Classic ConvNet Architecture II: AlexNet
- 4 Transfer Learning
- 5 Deep Learning Project II: Formulating
- 6 Next Session**

Natural Language Processing

ConvNets

LeNet-5

AlexNet

Transfer
Learning

Project
Formulation

Up Next

