

Building and Training a Deep Learning Network

Deep Learning — Unit 3

Dr. Jon Krohn

`jon@untapt.com`

Slides available at `jonkrohn.com/talks`

July 28th, 2018

Review

Unit 1

Exercise 1

Unit 2

Exercise 2

Theory III

Theory IV

A Deep Net

TensorBoard

1 Review Content and Take-Home Exercises

Unit 1

Take-Home Exercise 1

Unit 2

Exercise 2

2 Essential Theory III: Initialization & Mini-Batches

3 Essential Theory IV: Unstable Gradients & Overfitting

4 A Deep Neural Network

5 TensorBoard and the Interpretation of Model Outputs

Review

Unit 1

Exercise 1

Unit 2

Exercise 2

Theory III

Theory IV

A Deep Net

TensorBoard

1 Review Content and Take-Home Exercises

Unit 1

Take-Home Exercise 1

Unit 2

Exercise 2

2 Essential Theory III: Initialization & Mini-Batches

3 Essential Theory IV: Unstable Gradients & Overfitting

4 A Deep Neural Network

5 TensorBoard and the Interpretation of Model Outputs

Review

Unit 1

Exercise 1

Unit 2

Exercise 2

Theory III

Theory IV

A Deep Net

TensorBoard

1 Review Content and Take-Home Exercises

Unit 1

Take-Home Exercise 1

Unit 2

Exercise 2

2 Essential Theory III: Initialization & Mini-Batches

3 Essential Theory IV: Unstable Gradients & Overfitting

4 A Deep Neural Network

5 TensorBoard and the Interpretation of Model Outputs

Review

Unit 1

Exercise 1

Unit 2

Exercise 2

Theory III

Theory IV

A Deep Net

TensorBoard

1 Review Content and Take-Home Exercises

Unit 1

Take-Home Exercise 1

Unit 2

Exercise 2

2 Essential Theory III: Initialization & Mini-Batches

3 Essential Theory IV: Unstable Gradients & Overfitting

4 A Deep Neural Network

5 TensorBoard and the Interpretation of Model Outputs

Review

Unit 1

Exercise 1

Unit 2

Exercise 2

Theory III

Theory IV

A Deep Net

TensorBoard

① Review Content and Take-Home Exercises

Unit 1

Take-Home Exercise 1

Unit 2

Exercise 2

② Essential Theory III: Initialization & Mini-Batches

③ Essential Theory IV: Unstable Gradients & Overfitting

④ A Deep Neural Network

⑤ TensorBoard and the Interpretation of Model Outputs

Review

Unit 1
Exercise 1
Unit 2
Exercise 2

Theory III

Theory IV

A Deep Net

TensorBoard

1 Review Content and Take-Home Exercises

Unit 1

Take-Home Exercise 1

Unit 2

Exercise 2

2 Essential Theory III: Initialization & Mini-Batches

3 Essential Theory IV: Unstable Gradients & Overfitting

4 A Deep Neural Network

5 TensorBoard and the Interpretation of Model Outputs

Review

Unit 1

Exercise 1

Unit 2

Exercise 2

Theory III

Theory IV

A Deep Net

TensorBoard

① Review Content and Take-Home Exercises

Unit 1

Take-Home Exercise 1

Unit 2

Exercise 2

② Essential Theory III: Initialization & Mini-Batches

③ Essential Theory IV: Unstable Gradients & Overfitting

④ A Deep Neural Network

⑤ TensorBoard and the Interpretation of Model Outputs

Unit 3 —
Building a
Deep Net

Review

Unit 1

Exercise 1

Unit 2

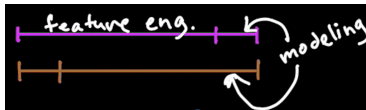
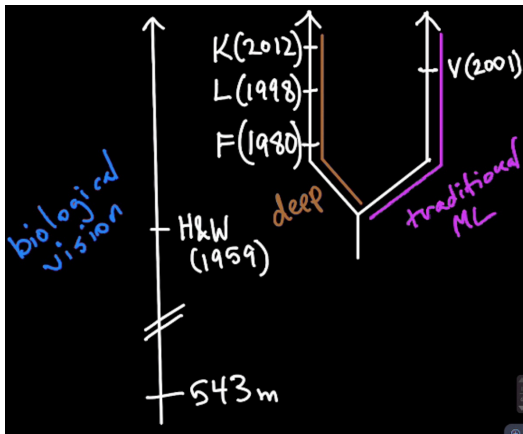
Exercise 2

Theory III

Theory IV

A Deep Net

TensorBoard



MNIST Digits & LeNet-5

LeCun, Boutou, Bengio & Haffner (1998)



PROC. OF THE IEEE, NOVEMBER 1998

7

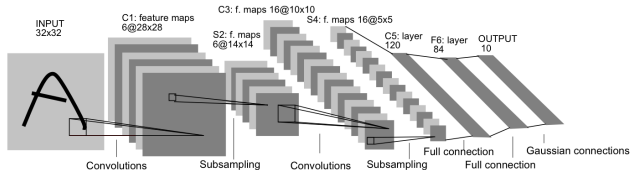


Fig. 2. Architecture of LeNet-5, a Convolutional Neural Network, here for digits recognition. Each plane is a feature map, i.e. a set of units whose weights are constrained to be identical.

Review

Unit 1

Exercise 1

Unit 2

Exercise 2

Theory III

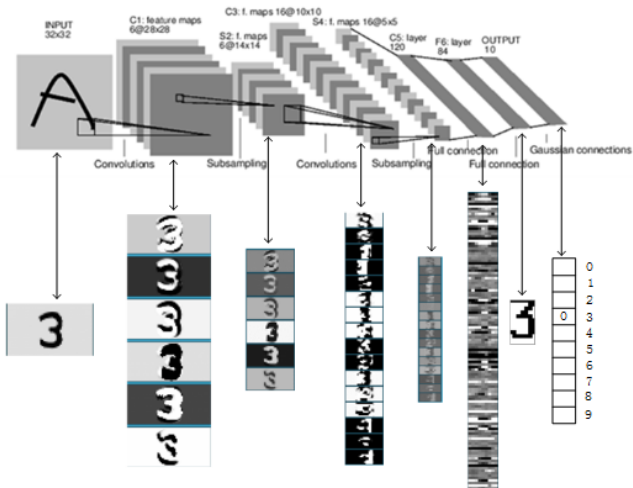
Theory IV

A Deep Net

TensorBoard

LeNet-5

LeCun, Boutou, Bengio & Haffner (1998)



Review

Unit 1

Exercise 1

Unit 2

Exercise 2

Theory III

Theory IV

A Deep Net

TensorBoard

ImageNet Classification Error

ILSVRC: 1.4m, 1k object classes

Review

Unit 1

Exercise 1

Unit 2

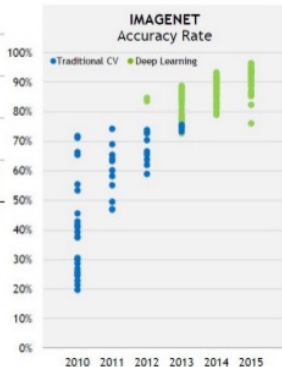
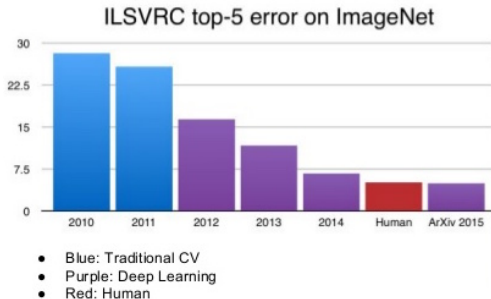
Exercise 2

Theory III

Theory IV

A Deep Net

TensorBoard



AlexNet

Krizhevsky, Sutskever & Hinton (2012)

Review

Unit 1

Exercise 1

Unit 2

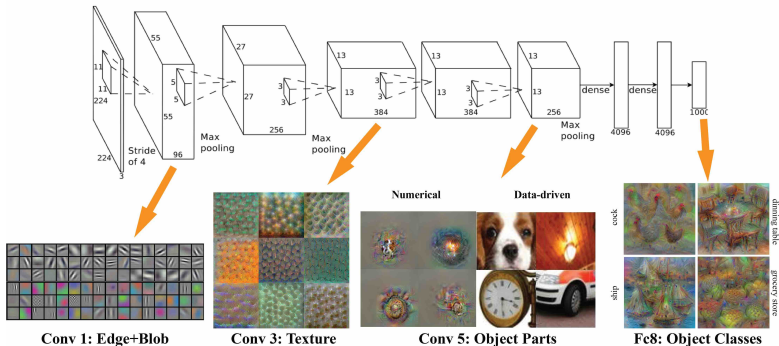
Exercise 2

Theory III

Theory IV

A Deep Net

TensorBoard



A Shallow Neural Network

Review

Unit 1

Exercise 1

Unit 2

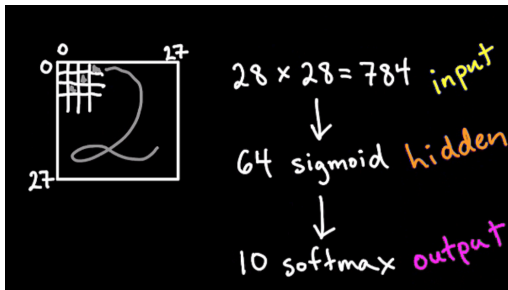
Exercise 2

Theory III

Theory IV

A Deep Net

TensorBoard



[shallow notebook]

Review

Unit 1

Exercise 1

Unit 2

Exercise 2

Theory III

Theory IV

A Deep Net

TensorBoard

1 Review Content and Take-Home Exercises

Unit 1

Take-Home Exercise 1

Unit 2

Exercise 2

2 Essential Theory III: Initialization & Mini-Batches

3 Essential Theory IV: Unstable Gradients & Overfitting

4 A Deep Neural Network

5 TensorBoard and the Interpretation of Model Outputs

TensorFlow Playground

Interactive ANN Visualization

Review

Unit 1

Exercise 1

Unit 2

Exercise 2

Theory III

Theory IV

A Deep Net

TensorBoard

- sigmoid neuron
- tanh neuron
- ReLU
- weight
- bias
- cost function
- gradient descent
- input layer
- hidden layer
- dense/FC layer
- softmax layer
- output layer

TensorFlow Playground

Interactive ANN Visualization

Review

Unit 1

Exercise 1

Unit 2

Exercise 2

Theory III

Theory IV

A Deep Net

TensorBoard

- sigmoid neuron
- tanh neuron
- ReLU

- weight
- bias
- cost function
- gradient descent

- input layer
- hidden layer
- dense/FC layer
- softmax layer
- output layer

TensorFlow Playground

Interactive ANN Visualization

Review

Unit 1

Exercise 1

Unit 2

Exercise 2

Theory III

Theory IV

A Deep Net

TensorBoard

- sigmoid neuron
- tanh neuron
- ReLU

- weight
- bias
- cost function
- gradient descent

- input layer
- hidden layer
- dense/FC layer
- softmax layer
- output layer

TensorFlow Playground

Interactive ANN Visualization

Review

Unit 1

Exercise 1

Unit 2

Exercise 2

Theory III

Theory IV

A Deep Net

TensorBoard

- sigmoid neuron
- tanh neuron
- ReLU

- weight
- bias
- cost function
- gradient descent

- input layer
- hidden layer
- dense/FC layer
- softmax layer
- output layer

TensorFlow Playground

Interactive ANN Visualization

Review

Unit 1

Exercise 1

Unit 2

Exercise 2

Theory III

Theory IV

A Deep Net

TensorBoard

- sigmoid neuron
- tanh neuron
- ReLU

- weight
- bias
- cost function
- gradient descent

- input layer
- hidden layer
- dense/FC layer
- softmax layer
- output layer

TensorFlow Playground

Interactive ANN Visualization

Review

Unit 1

Exercise 1

Unit 2

Exercise 2

Theory III

Theory IV

A Deep Net

TensorBoard

- sigmoid neuron
- tanh neuron
- ReLU

- weight
- bias
- cost function
- gradient descent

- input layer
- hidden layer
- dense/FC layer
- softmax layer
- output layer

TensorFlow Playground

Interactive ANN Visualization

Review

Unit 1

Exercise 1

Unit 2

Exercise 2

Theory III

Theory IV

A Deep Net

TensorBoard

- sigmoid neuron
 - tanh neuron
 - ReLU
- weight
 - bias
 - cost function
 - gradient descent
- input layer
 - hidden layer
 - dense/FC layer
 - softmax layer
 - output layer

TensorFlow Playground

Interactive ANN Visualization

Review

Unit 1

Exercise 1

Unit 2

Exercise 2

Theory III

Theory IV

A Deep Net

TensorBoard

- sigmoid neuron
- tanh neuron
- ReLU
- weight
- bias
- cost function
- gradient descent
- input layer
- hidden layer
- dense/FC layer
- softmax layer
- output layer

TensorFlow Playground

Interactive ANN Visualization

Review

Unit 1

Exercise 1

Unit 2

Exercise 2

Theory III

Theory IV

A Deep Net

TensorBoard

- sigmoid neuron
- tanh neuron
- ReLU
- weight
- bias
- cost function
- gradient descent
- input layer
- hidden layer
- dense/FC layer
- softmax layer
- output layer

TensorFlow Playground

Interactive ANN Visualization

Review

Unit 1

Exercise 1

Unit 2

Exercise 2

Theory III

Theory IV

A Deep Net

TensorBoard

- sigmoid neuron
- tanh neuron
- ReLU
- weight
- bias
- cost function
- gradient descent
- input layer
- hidden layer
- dense/FC layer
- softmax layer
- output layer

TensorFlow Playground

Interactive ANN Visualization

Review

Unit 1

Exercise 1

Unit 2

Exercise 2

Theory III

Theory IV

A Deep Net

TensorBoard

- sigmoid neuron
- tanh neuron
- ReLU
- weight
- bias
- cost function
- gradient descent
- input layer
- hidden layer
- dense/FC layer
- softmax layer
- output layer

TensorFlow Playground

Interactive ANN Visualization

Review

Unit 1

Exercise 1

Unit 2

Exercise 2

Theory III

Theory IV

A Deep Net

TensorBoard

- sigmoid neuron
- tanh neuron
- ReLU
- weight
- bias
- cost function
- gradient descent
- input layer
- hidden layer
- dense/FC layer
- softmax layer
- output layer

TensorFlow Playground

Interactive ANN Visualization

Review

Unit 1

Exercise 1

Unit 2

Exercise 2

Theory III

Theory IV

A Deep Net

TensorBoard

- sigmoid neuron
- tanh neuron
- ReLU
- weight
- bias
- cost function
- gradient descent
- input layer
- hidden layer
- dense/FC layer
- softmax layer
- output layer

TensorFlow Playground

Interactive ANN Visualization

Review

Unit 1

Exercise 1

Unit 2

Exercise 2

Theory III

Theory IV

A Deep Net

TensorBoard

- sigmoid neuron
- tanh neuron
- ReLU
- weight
- bias
- cost function
- gradient descent
- input layer
- hidden layer
- dense/FC layer
- softmax layer
- output layer

TensorFlow Playground

Interactive ANN Visualization

Review

Unit 1

Exercise 1

Unit 2

Exercise 2

Theory III

Theory IV

A Deep Net

TensorBoard

- sigmoid neuron
- tanh neuron
- ReLU
- weight
- bias
- cost function
- gradient descent
- input layer
- hidden layer
- dense/FC layer
- softmax layer
- output layer

TensorFlow Playground

Interactive ANN Visualization

Review

Unit 1

Exercise 1

Unit 2

Exercise 2

Theory III

Theory IV

A Deep Net

TensorBoard

- sigmoid neuron
- tanh neuron
- ReLU
- weight
- bias
- cost function
- gradient descent
- input layer
- hidden layer
- dense/FC layer
- softmax layer
- output layer

Review

Unit 1

Exercise 1

Unit 2

Exercise 2

Theory III

Theory IV

A Deep Net

TensorBoard

1 Review Content and Take-Home Exercises

Unit 1

Take-Home Exercise 1

Unit 2

Exercise 2

2 Essential Theory III: Initialization & Mini-Batches

3 Essential Theory IV: Unstable Gradients & Overfitting

4 A Deep Neural Network

5 TensorBoard and the Interpretation of Model Outputs

Essential Theory I

Neural Units

Review

Unit 1

Exercise 1

Unit 2

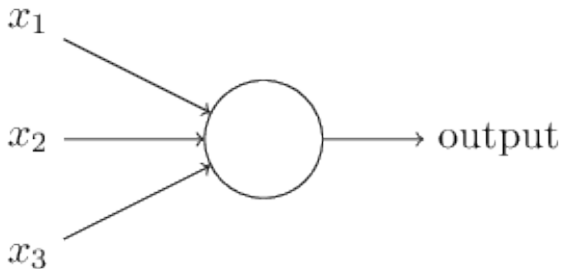
Exercise 2

Theory III

Theory IV

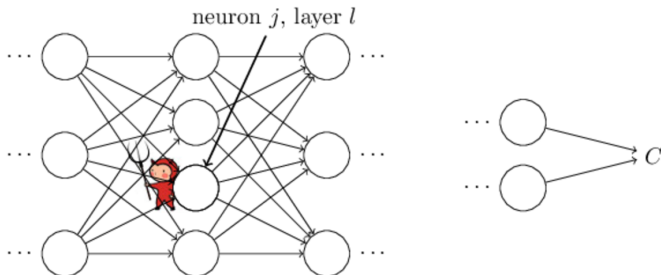
A Deep Net

TensorBoard



Essential Theory II

Cost Functions, Gradient Descent, and Backpropagation



An Intermediate Neural Network

Review

Unit 1

Exercise 1

Unit 2

Exercise 2

Theory III

Theory IV

A Deep Net

TensorBoard

[intermediate notebook]

Data Sets for Deep Learning

Review

Unit 1

Exercise 1

Unit 2



Exercise 2

Theory III

Theory IV

A Deep Net

TensorBoard



Dataset	Classes	Train Samples
AG's News	4	120,000
Sogou News	5	450,000
DBpedia	14	560,000
Yelp Review Polarity	2	560,000
Yelp Review Full	5	650,000
Yahoo! Answers	10	1,400,000
Amazon Review Full	5	3,000,000
Amazon Review Polarity	2	3,600,000

Data Sets for Deep Learning

Review

Unit 1

Exercise 1

Unit 2



Exercise 2

Theory III

Theory IV

A Deep Net

TensorBoard



Dataset	Classes	Train Samples
AG's News	4	120,000
Sogou News	5	450,000
DBpedia	14	560,000
Yelp Review Polarity	2	560,000
Yelp Review Full	5	650,000
Yahoo! Answers	10	1,400,000
Amazon Review Full	5	3,000,000
Amazon Review Polarity	2	3,600,000

Data Sets for Deep Learning

Review

Unit 1

Exercise 1

Unit 2



Exercise 2

Theory III

Theory IV

A Deep Net

TensorBoard



Dataset	Classes	Train Samples
AG's News	4	120,000
Sogou News	5	450,000
DBpedia	14	560,000
Yelp Review Polarity	2	560,000
Yelp Review Full	5	650,000
Yahoo! Answers	10	1,400,000
Amazon Review Full	5	3,000,000
Amazon Review Polarity	2	3,600,000

Review

- Unit 1
- Exercise 1
- Unit 2
- Exercise 2

Theory III

Theory IV

A Deep Net

TensorBoard

The screenshot shows a web browser window with the title "Data Science Resources — Jon Krohn". The address bar displays "Secure | https://www.jonkrohn.com/resources/". The page content includes a profile picture of Jon Krohn, a list of "Open Data Sources" (Data.gov, Govcode, Open Data Stack Exchange, etc.), and a list of machine learning data sources (UC Irvine's repository, Yahoo's 13TB data set, etc.).

Open Data Sources

To train a powerful model, the larger the data set, the better -- if it's well-organised and open, that's ideal. The following repositories are standouts that meet all these criteria:

- [Data.gov](#) (home of >150k US government-related datasets),
- [Govcode](#), a collection of government open source projects,
- the [Open Data Stack Exchange](#), and
- this curated list of 'awesome' [public datasets](#)
- this well-annotated list of [data sets for natural language processing](#)
- for biomedical and health data specifically, check out:
 - this [University of Minnesota](#) resource
 - this [Medical Data for Machine Learning](#) GitHub repo

For machine learning models that require a *lot* of *labelled* data, check out:

- [UC Irvine's repository](#)
- Yahoo's massive 13TB [data set](#) comprised of 100 billion user interactions with news items
- Google's [image](#) and [video](#) data sets
- Luke de Oliveira's [Greatest Public Datasets for AI](#) blog post
- CrowdFlower's [Data for Everyone](#)

Finally, here are extensive pages on importing data from the Web into R, provided by [CRAN](#) and [MRAN](#).

Review

Unit 1

Exercise 1

Unit 2

Exercise 2

Theory III

Theory IV

A Deep Net

TensorBoard

1 Review Content and Take-Home Exercises

Unit 1

Take-Home Exercise 1

Unit 2

Exercise 2

2 Essential Theory III: Initialization & Mini-Batches

3 Essential Theory IV: Unstable Gradients & Overfitting

4 A Deep Neural Network

5 TensorBoard and the Interpretation of Model Outputs

Your Deep Learning Project I

Ideating

Review

Unit 1

Exercise 1

Unit 2

Exercise 2

Theory III

Theory IV

A Deep Net

TensorBoard



Your Deep Learning Project I

Ideating

Review

Unit 1

Exercise 1

Unit 2

Exercise 2

Theory III

Theory IV

A Deep Net

TensorBoard

Perspectives to approach ideating from:

- Identify a data set \Rightarrow use it to solve a problem
- Identify a problem that you'd like to solve \Rightarrow find an appropriate data set

Your Deep Learning Project I

Ideating

Review

Unit 1

Exercise 1

Unit 2

Exercise 2

Theory III

Theory IV

A Deep Net

TensorBoard

Perspectives to approach ideating from:

- Identify a data set \Rightarrow use it to solve a problem
- Identify a problem that you'd like to solve \Rightarrow find an appropriate data set

Recommended starting points:

- 1 a machine-vision architecture to classify images, e.g.:
 - [Fashion MNIST]
 - one of the dozens of data sets with the keyword *image* in the title from [CrowdFlower]
 - one of the *Computer Vision* data sets (other than the MNIST data set) in Luke de Oliveira's [blog post]
- 2 an NLP architecture to classify text, e.g.:
 - the Yelp or Amazon sentiment [data sets] detailed in Section 4 of [Xiang Zhang et al.'s paper]
 - the Yahoo! Answers categories data set also detailed in Xiang Zhang et al.'s paper
 - one of the dozens of data sets with the keywords *sentiment* or *text* in the title from [CrowdFlower]
 - one of the *Natural Language* data sets (other than the MNIST data set) in Luke de Oliveira's [blog post]
- 3 a regression model

Recommended starting points:

- 1 a machine-vision architecture to classify images, e.g.:
 - [Fashion MNIST]
 - one of the dozens of data sets with the keyword *image* in the title from [CrowdFlower]
 - one of the *Computer Vision* data sets (other than the MNIST data set) in Luke de Oliveira's [blog post]
- 2 an NLP architecture to classify text, e.g.:
 - the Yelp or Amazon sentiment [data sets] detailed in Section 4 of [Xiang Zhang et al.'s paper]
 - the Yahoo! Answers categories data set also detailed in Xiang Zhang et al.'s paper
 - one of the dozens of data sets with the keywords *sentiment* or *text* in the title from [CrowdFlower]
 - one of the *Natural Language* data sets (other than the MNIST data set) in Luke de Oliveira's [blog post]
- 3 a regression model

Recommended starting points:

- 1 a machine-vision architecture to classify images, e.g.:
 - [Fashion MNIST]
 - one of the dozens of data sets with the keyword *image* in the title from [CrowdFlower]
 - one of the *Computer Vision* data sets (other than the MNIST data set) in Luke de Oliveira's [blog post]
- 2 an NLP architecture to classify text, e.g.:
 - the Yelp or Amazon sentiment [data sets] detailed in Section 4 of [Xiang Zhang et al.'s paper]
 - the Yahoo! Answers categories data set also detailed in Xiang Zhang et al.'s paper
 - one of the dozens of data sets with the keywords *sentiment* or *text* in the title from [CrowdFlower]
 - one of the *Natural Language* data sets (other than the MNIST data set) in Luke de Oliveira's [blog post]
- 3 a regression model

Recommended starting points:

- 1 a machine-vision architecture to classify images, e.g.:
 - [Fashion MNIST]
 - one of the dozens of data sets with the keyword *image* in the title from [CrowdFlower]
 - one of the *Computer Vision* data sets (other than the MNIST data set) in Luke de Oliveira's [blog post]
- 2 an NLP architecture to classify text, e.g.:
 - the Yelp or Amazon sentiment [data sets] detailed in Section 4 of [Xiang Zhang et al.'s paper]
 - the Yahoo! Answers categories data set also detailed in Xiang Zhang et al.'s paper
 - one of the dozens of data sets with the keywords *sentiment* or *text* in the title from [CrowdFlower]
 - one of the *Natural Language* data sets (other than the MNIST data set) in Luke de Oliveira's [blog post]
- 3 a regression model

Recommended starting points:

- 1 a machine-vision architecture to classify images, e.g.:
 - [Fashion MNIST]
 - one of the dozens of data sets with the keyword *image* in the title from [CrowdFlower]
 - one of the *Computer Vision* data sets (other than the MNIST data set) in Luke de Oliveira's [blog post]
- 2 an NLP architecture to classify text, e.g.:
 - the Yelp or Amazon sentiment [data sets] detailed in Section 4 of [Xiang Zhang et al.'s paper]
 - the Yahoo! Answers categories data set also detailed in Xiang Zhang et al.'s paper
 - one of the dozens of data sets with the keywords *sentiment* or *text* in the title from [CrowdFlower]
 - one of the *Natural Language* data sets (other than the MNIST data set) in Luke de Oliveira's [blog post]
- 3 a regression model

Recommended starting points:

- 1 a machine-vision architecture to classify images, e.g.:
 - [Fashion MNIST]
 - one of the dozens of data sets with the keyword *image* in the title from [CrowdFlower]
 - one of the *Computer Vision* data sets (other than the MNIST data set) in Luke de Oliveira's [blog post]
- 2 an NLP architecture to classify text, e.g.:
 - the Yelp or Amazon sentiment [data sets] detailed in Section 4 of [Xiang Zhang et al.'s paper]
 - the Yahoo! Answers categories data set also detailed in Xiang Zhang et al.'s paper
 - one of the dozens of data sets with the keywords *sentiment* or *text* in the title from [CrowdFlower]
 - one of the *Natural Language* data sets (other than the MNIST data set) in Luke de Oliveira's [blog post]
- 3 a regression model

Recommended starting points:

- 1 a machine-vision architecture to classify images, e.g.:
 - [Fashion MNIST]
 - one of the dozens of data sets with the keyword *image* in the title from [CrowdFlower]
 - one of the *Computer Vision* data sets (other than the MNIST data set) in Luke de Oliveira's [blog post]
- 2 an NLP architecture to classify text, e.g.:
 - the Yelp or Amazon sentiment [data sets] detailed in Section 4 of [Xiang Zhang et al.'s paper]
 - the Yahoo! Answers categories data set also detailed in Xiang Zhang et al.'s paper
 - one of the dozens of data sets with the keywords *sentiment* or *text* in the title from [CrowdFlower]
 - one of the *Natural Language* data sets (other than the MNIST data set) in Luke de Oliveira's [blog post]
- 3 a regression model

Recommended starting points:

- 1 a machine-vision architecture to classify images, e.g.:
 - [Fashion MNIST]
 - one of the dozens of data sets with the keyword *image* in the title from [CrowdFlower]
 - one of the *Computer Vision* data sets (other than the MNIST data set) in Luke de Oliveira's [blog post]
- 2 an NLP architecture to classify text, e.g.:
 - the Yelp or Amazon sentiment [data sets] detailed in Section 4 of [Xiang Zhang et al.'s paper]
 - the Yahoo! Answers categories data set also detailed in Xiang Zhang et al.'s paper
 - one of the dozens of data sets with the keywords *sentiment* or *text* in the title from [CrowdFlower]
 - one of the *Natural Language* data sets (other than the MNIST data set) in Luke de Oliveira's [blog post]
- 3 a regression model

Recommended starting points:

- 1 a machine-vision architecture to classify images, e.g.:
 - [Fashion MNIST]
 - one of the dozens of data sets with the keyword *image* in the title from [CrowdFlower]
 - one of the *Computer Vision* data sets (other than the MNIST data set) in Luke de Oliveira's [blog post]
- 2 an NLP architecture to classify text, e.g.:
 - the Yelp or Amazon sentiment [data sets] detailed in Section 4 of [Xiang Zhang et al.'s paper]
 - the Yahoo! Answers categories data set also detailed in Xiang Zhang et al.'s paper
 - one of the dozens of data sets with the keywords *sentiment* or *text* in the title from [CrowdFlower]
 - one of the *Natural Language* data sets (other than the MNIST data set) in Luke de Oliveira's [blog post]
- 3 a regression model

Recommended starting points:

- 1 a machine-vision architecture to classify images, e.g.:
 - [Fashion MNIST]
 - one of the dozens of data sets with the keyword *image* in the title from [CrowdFlower]
 - one of the *Computer Vision* data sets (other than the MNIST data set) in Luke de Oliveira's [blog post]
- 2 an NLP architecture to classify text, e.g.:
 - the Yelp or Amazon sentiment [data sets] detailed in Section 4 of [Xiang Zhang et al.'s paper]
 - the Yahoo! Answers categories data set also detailed in Xiang Zhang et al.'s paper
 - one of the dozens of data sets with the keywords *sentiment* or *text* in the title from [CrowdFlower]
 - one of the *Natural Language* data sets (other than the MNIST data set) in Luke de Oliveira's [blog post]
- 3 a regression model

Review

Unit 1

Exercise 1

Unit 2

Exercise 2

Theory III

Theory IV

A Deep Net

TensorBoard

1 Review Content and Take-Home Exercises

Unit 1

Take-Home Exercise 1

Unit 2

Exercise 2

2 Essential Theory III: Initialization & Mini-Batches

3 Essential Theory IV: Unstable Gradients & Overfitting

4 A Deep Neural Network

5 TensorBoard and the Interpretation of Model Outputs

Weight Initialization

Review

Unit 1

Exercise 1

Unit 2

Exercise 2

Theory III

Theory IV

A Deep Net

TensorBoard

- uniform
- normal
- Xavier Glorot

[Jupyter demo]

Weight Initialization

Review

Unit 1

Exercise 1

Unit 2

Exercise 2

Theory III

Theory IV

A Deep Net

TensorBoard

- uniform
- normal
- Xavier Glorot

[Jupyter demo]

Weight Initialization

Review

Unit 1

Exercise 1

Unit 2

Exercise 2

Theory III

Theory IV

A Deep Net

TensorBoard

- uniform
- normal
- Xavier Glorot

[Jupyter demo]

Stochastic Gradient Descent

Review

Unit 1

Exercise 1

Unit 2

Exercise 2

Theory III

Theory IV

A Deep Net

TensorBoard

- learning rate
- batch size
- second-order gradient learning
 - momentum
 - Adam

Stochastic Gradient Descent

Review

Unit 1

Exercise 1

Unit 2

Exercise 2

Theory III

Theory IV

A Deep Net

TensorBoard

- learning rate
- batch size
- second-order gradient learning
 - momentum
 - Adam

Stochastic Gradient Descent

Review

Unit 1

Exercise 1

Unit 2

Exercise 2

Theory III

Theory IV

A Deep Net

TensorBoard

- learning rate
- batch size
- second-order gradient learning
 - momentum
 - Adam

Stochastic Gradient Descent

Review

Unit 1

Exercise 1

Unit 2

Exercise 2

Theory III

Theory IV

A Deep Net

TensorBoard

- learning rate
- batch size
- second-order gradient learning
 - momentum
 - Adam

Stochastic Gradient Descent

Review

Unit 1

Exercise 1

Unit 2

Exercise 2

Theory III

Theory IV

A Deep Net

TensorBoard

- learning rate
- batch size
- second-order gradient learning
 - momentum
 - Adam

Review

Unit 1

Exercise 1

Unit 2

Exercise 2

Theory III

Theory IV

A Deep Net

TensorBoard

1 Review Content and Take-Home Exercises

Unit 1

Take-Home Exercise 1

Unit 2

Exercise 2

2 Essential Theory III: Initialization & Mini-Batches

3 Essential Theory IV: Unstable Gradients & Overfitting

4 A Deep Neural Network

5 TensorBoard and the Interpretation of Model Outputs

Unstable Gradients

Review

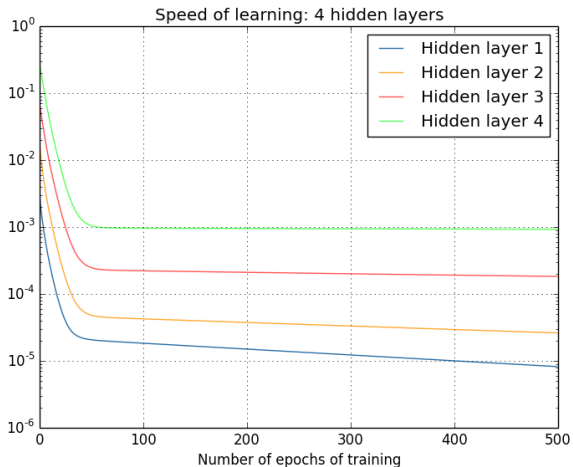
- Unit 1
- Exercise 1
- Unit 2
- Exercise 2

Theory III

Theory IV

A Deep Net

TensorBoard



Unstable Gradients

Review

Unit 1

Exercise 1

Unit 2

Exercise 2

Theory III

Theory IV

A Deep Net

TensorBoard

- vanishing
- exploding

Unstable Gradients

Review

Unit 1

Exercise 1

Unit 2

Exercise 2

Theory III

Theory IV

A Deep Net

TensorBoard

- vanishing
- exploding

Avoiding Overfitting

(Or, Model Generalization)

Review

Unit 1

Exercise 1

Unit 2

Exercise 2

Theory III

Theory IV

A Deep Net

TensorBoard

- L1/L2 regularization
- dropout
- artificial data set expansion

Avoiding Overfitting

(Or, Model Generalization)

Review

Unit 1

Exercise 1

Unit 2

Exercise 2

Theory III

Theory IV

A Deep Net

TensorBoard

- L1/L2 regularization
- dropout
- artificial data set expansion

Avoiding Overfitting

(Or, Model Generalization)

Review

Unit 1

Exercise 1

Unit 2

Exercise 2

Theory III

Theory IV

A Deep Net

TensorBoard

- L1/L2 regularization
- dropout
- artificial data set expansion

Avoiding Overfitting

(Or, Model Generalization)

Review

Unit 1

Exercise 1

Unit 2

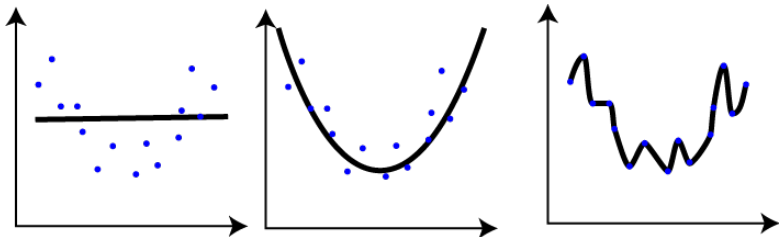
Exercise 2

Theory III

Theory IV

A Deep Net

TensorBoard



Last, But Not Least

Review

Unit 1

Exercise 1

Unit 2

Exercise 2

Theory III

Theory IV

A Deep Net

TensorBoard

- more layers
 - max-pooling
 - flatten
- *batch normalization* avoids *covariate shift*; advantages:
 - 1 initialization parameters
 - 2 avoid neuron saturation
 - 3 regularizing effect

Last, But Not Least

Review

Unit 1

Exercise 1

Unit 2

Exercise 2

Theory III

Theory IV

A Deep Net

TensorBoard

- more layers
 - max-pooling
 - flatten
- *batch normalization* avoids *covariate shift*; advantages:
 - 1 initialization parameters
 - 2 avoid neuron saturation
 - 3 regularizing effect

Last, But Not Least

Review

Unit 1

Exercise 1

Unit 2

Exercise 2

Theory III

Theory IV

A Deep Net

TensorBoard

- more layers
 - max-pooling
 - flatten
- *batch normalization* avoids *covariate shift*; advantages:
 - 1 initialization parameters
 - 2 avoid neuron saturation
 - 3 regularizing effect

Last, But Not Least

Review

Unit 1

Exercise 1

Unit 2

Exercise 2

Theory III

Theory IV

A Deep Net

TensorBoard

- more layers
 - max-pooling
 - flatten
- *batch normalization* avoids *covariate shift*; advantages:
 - 1 initialization parameters
 - 2 avoid neuron saturation
 - 3 regularizing effect

Last, But Not Least

Review

Unit 1

Exercise 1

Unit 2

Exercise 2

Theory III

Theory IV

A Deep Net

TensorBoard

- more layers
 - max-pooling
 - flatten
- *batch normalization* avoids *covariate shift*; advantages:
 - 1 initialization parameters
 - 2 avoid neuron saturation
 - 3 regularizing effect

Last, But Not Least

Review

Unit 1

Exercise 1

Unit 2

Exercise 2

Theory III

Theory IV

A Deep Net

TensorBoard

- more layers
 - max-pooling
 - flatten
- *batch normalization* avoids *covariate shift*; advantages:
 - 1 initialization parameters
 - 2 avoid neuron saturation
 - 3 regularizing effect

Last, But Not Least

Review

Unit 1

Exercise 1

Unit 2

Exercise 2

Theory III

Theory IV

A Deep Net

TensorBoard

- more layers
 - max-pooling
 - flatten
- *batch normalization* avoids *covariate shift*; advantages:
 - 1 initialization parameters
 - 2 avoid neuron saturation
 - 3 regularizing effect

Review

Unit 1

Exercise 1

Unit 2

Exercise 2

Theory III

Theory IV

A Deep Net

TensorBoard

1 Review Content and Take-Home Exercises

Unit 1

Take-Home Exercise 1

Unit 2

Exercise 2

2 Essential Theory III: Initialization & Mini-Batches

3 Essential Theory IV: Unstable Gradients & Overfitting

4 A Deep Neural Network

5 TensorBoard and the Interpretation of Model Outputs

Review

Unit 1

Exercise 1

Unit 2

Exercise 2

Theory III

Theory IV

A Deep Net

TensorBoard

Let's make [intermediate net] *deep*!

Review

Unit 1

Exercise 1

Unit 2

Exercise 2

Theory III

Theory IV

A Deep Net

TensorBoard

1 Review Content and Take-Home Exercises

Unit 1

Take-Home Exercise 1

Unit 2

Exercise 2

2 Essential Theory III: Initialization & Mini-Batches

3 Essential Theory IV: Unstable Gradients & Overfitting

4 A Deep Neural Network

5 TensorBoard and the Interpretation of Model Outputs

TensorBoard

Review

Unit 1

Exercise 1

Unit 2

Exercise 2

Theory III

Theory IV

A Deep Net

TensorBoard

- 1 add callback as in [Deep Net in Keras Jupyter notebook]
- 2 use Terminal to navigate to your `logs` directory
- 3 run `tensorboard --logdir=. --port 6006`
- 4 navigate to `http://localhost:6006/` in a web browser

TensorBoard

Review

Unit 1

Exercise 1

Unit 2

Exercise 2

Theory III

Theory IV

A Deep Net

TensorBoard

- 1 add callback as in [Deep Net in Keras Jupyter notebook]
- 2 use Terminal to navigate to your `logs` directory
- 3 run `tensorboard --logdir=. --port 6006`
- 4 navigate to `http://localhost:6006/` in a web browser

TensorBoard

Review

Unit 1

Exercise 1

Unit 2

Exercise 2

Theory III

Theory IV

A Deep Net

TensorBoard

- 1 add callback as in [Deep Net in Keras Jupyter notebook]
- 2 use Terminal to navigate to your `logs` directory
- 3 run `tensorboard --logdir=. --port 6006`
- 4 navigate to `http://localhost:6006/` in a web browser

Review

Unit 1

Exercise 1

Unit 2

Exercise 2

Theory III

Theory IV

A Deep Net

TensorBoard

- 1 add callback as in [Deep Net in Keras Jupyter notebook]
- 2 use Terminal to navigate to your `logs` directory
- 3 run `tensorboard --logdir=. --port 6006`
- 4 navigate to `http://localhost:6006/` in a web browser

TensorBoard

The Interpretation of Model Outputs

Review

- Unit 1
- Exercise 1
- Unit 2
- Exercise 2

Theory III

Theory IV

A Deep Net

TensorBoard

